

# FT

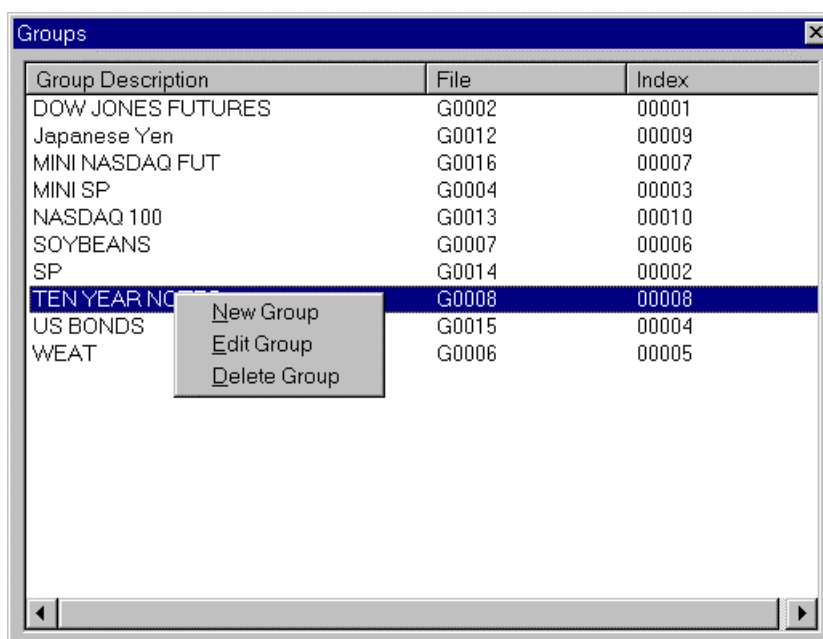
## THE GROUPS WINDOW

What are groups?

Groups are the Future Contracts that the Fibonacci Trader will automatically rollover for you.

When you want to create a Contract/Symbol that is a Future Contract do not use the New Contract Window but use the Groups.

Click on File, Groups. The Groups list window will open.



When you right click the Group list window you will have the following options.

New Group – Create a new group.

Edit Group – Will edit the selected group.

Delete Group – Will delete the selected group (ALL DATA FOR ALL CONTRACTS IN THIS GROUP WILL BE LOST).

### NEW/EDIT GROUP WINDOW

The next picture shows the Create New Group window.

The inputs are the same of the Contract window plus the information for the trading months.

Exchange	Time...	Delay	Division
CHICAGO BOARD O...	1	10	New
CHICAGO MERCAN...	1	10	None
HONG KONG FUTU...	-13	0	Future Curren...
I.P.E. (LONDON)	-5	0	Futures
L.I.F.F.E. (LONDON)	-5	0	Futures Index...
L.M.E. (LONDON)	-5	0	Indexes
MATIF	-6	0	Stocks

Description: SP

Symbol: SP?! FTGT Symbol: SP?!

Time Zone: 1 Trading Time: 10

Minutes to wait after close: 10 minutes

Jan  Feb  Mar  April  May  June  July  Aug  Sep  Oct  Nov  Dec

Unit:  1/4  1/8  1/16  Decimal  1/32  1/64  1/128

Tick Size: 0.1

OK CANCEL

Select the exchange where the contract is traded, this will make the contract use the exchange's default for trading times, division and units. You can change these values if you need.

The symbol has some unique features.

For the S&P in the feeder for this example the symbols normally are, SPM0, SPU0, SPZ0, SPH1, SPM1. What we type is SP?!, ? will be replaced by the months that you selected for this group and the ! will be replaced by the year.

If your feeder symbol is SP0M, SP0U, SP0Z then use SP!?.

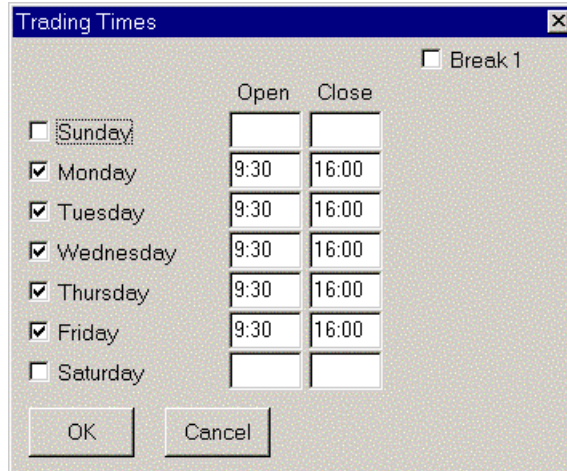
If your feeder does not use the year (for some European and Asian markets) do not use the !.

If the symbol you need to use has more information like SPU0.LAST or SPU0/LS still use ?! in the place of U0, SP?!.LAST, SP?!/LS.

Type the FTGT symbol, if is different of your feeder symbol, see our web site for more information. For example Comstock on the internet symbol for the future contract SP500 December 2000 is /SP?! but the symbol for that in our web site is SP?! with no '/', then use SP?! on the FTGT symbol box.

Type the description you want for this contract.

Click on trading times to change the times if are different from the exchange's default trading time, the trading time window will show.



Select the trading days, type the correct times, if you double click any time that value will be copied to all trading times on the same column, click OK to finish.

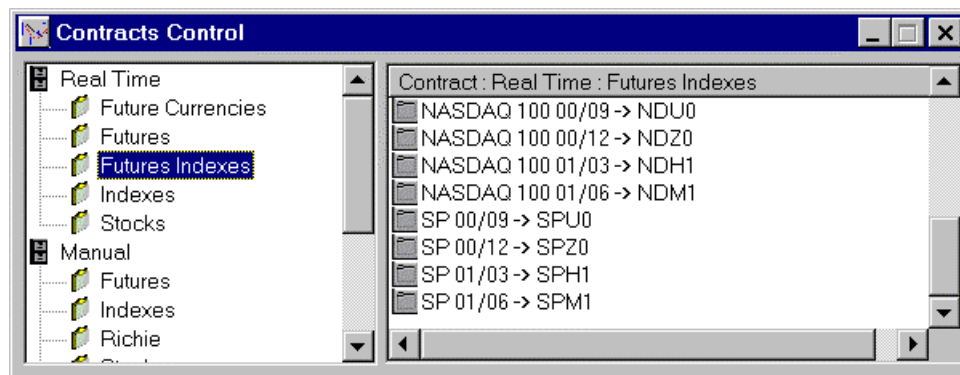
When using Units Decimal you will need to type the Tick Size for this contract/symbol, it is not obligatory but it is used in many indicators. For example the Dow Jones Industrial is given in 0.01 and the S&P tick size is 0.1.

Select a Division you want if different from the exchange's default division.

You will need to select all months that this group is traded, in this case was March, June, September and December.

Click OK and the group will be created.

If you now go to the Contract List window you will see the SP contracts for all the next 12 months created.



SP 00/09 to SP 01/06 are real time contracts that the program is collecting data, when the SP 00/09 is over the program will move the SP 00/09 to the **MANUAL** section and create a new contract to collect data for September 2001, it will be the SP 01/09.